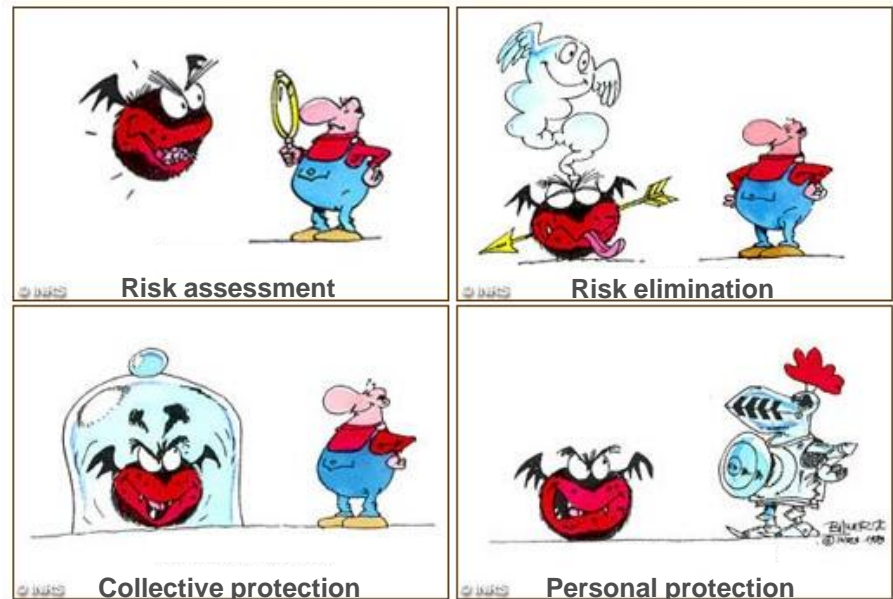


Near Miss Reporting ...on the road to prevention



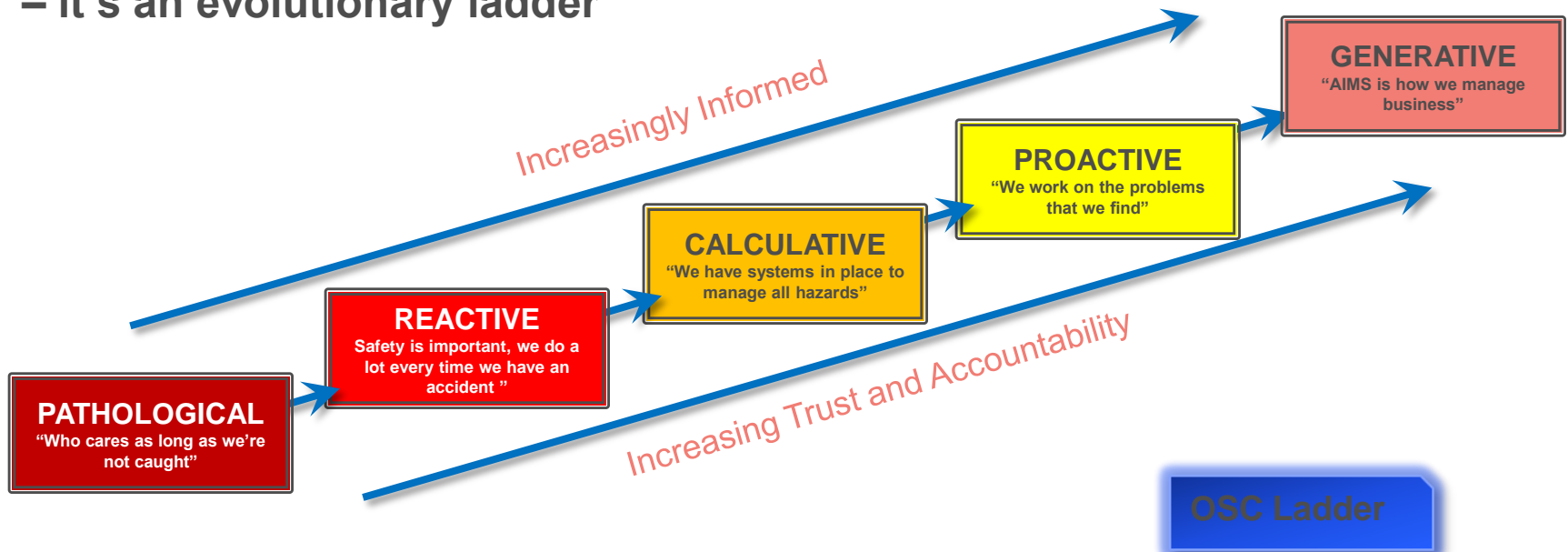
Risk

- Industrial risk is everywhere
- Understand, Eliminate, Minimize or Treat risk
- Industrial incidents continue to occur.
- Root Cause Analysis has helped us to understand incidents are often associated with some type of failure;
- Immediate & Basic Causes



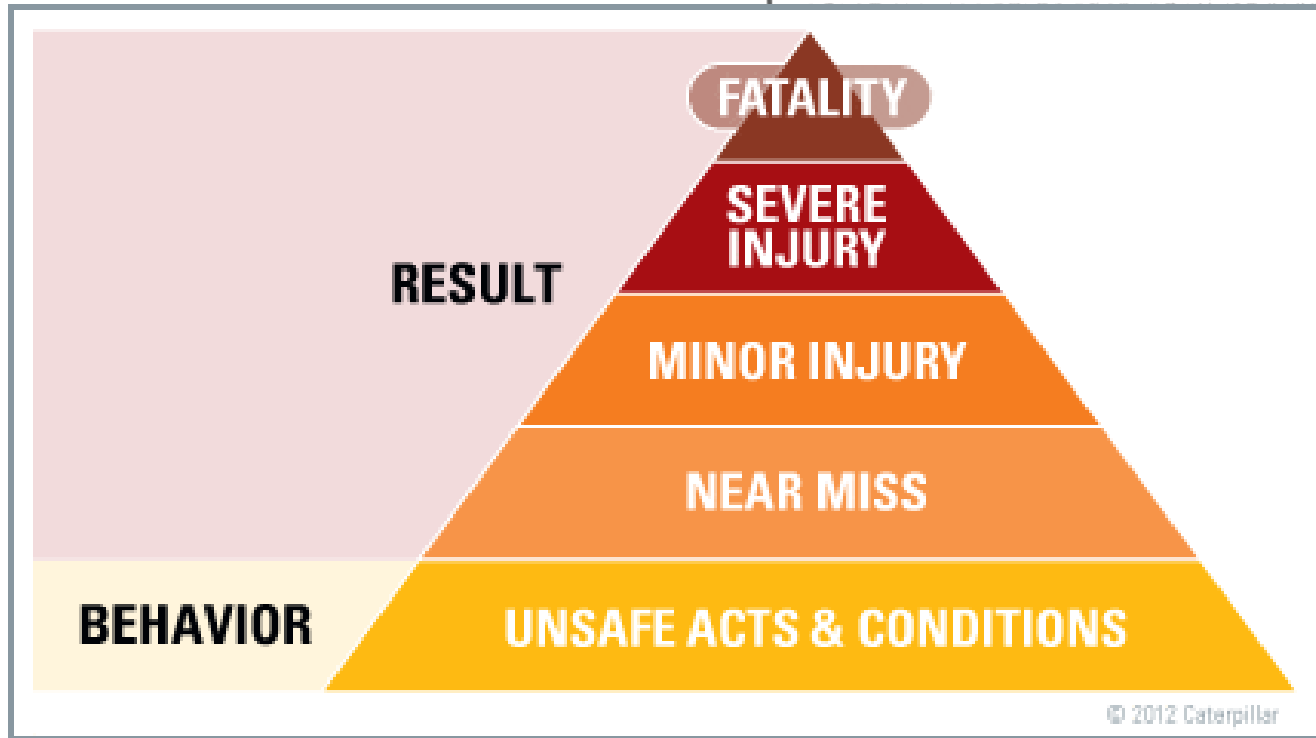
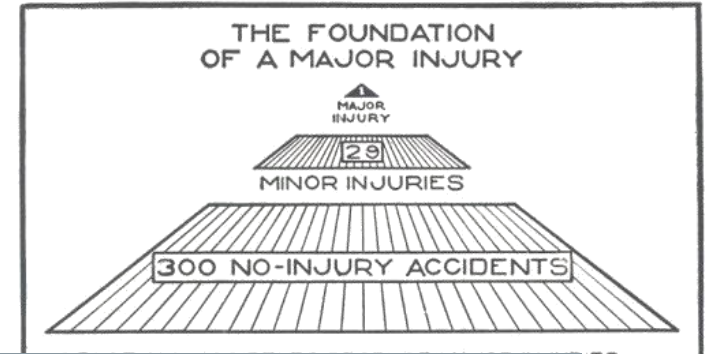
Cultivating a “safety culture”

- Safety Culture is “the way we do things around here.”
- It is often described as assumptions, values, attitudes and behaviours related to safety
- A positive Safety Culture is vital to achieve excellent safety performance.
- We all have important roles to play in developing a positive Safety Culture – it’s an evolutionary ladder



Results prove H. W. Heinrich's Accident Pyramid

- Numbers do not lie



IES-----
ES-----
--29-300
CIDENTS,
WILL RE-
LT SERI-

RY FIRST
GROUP,
INJURIES

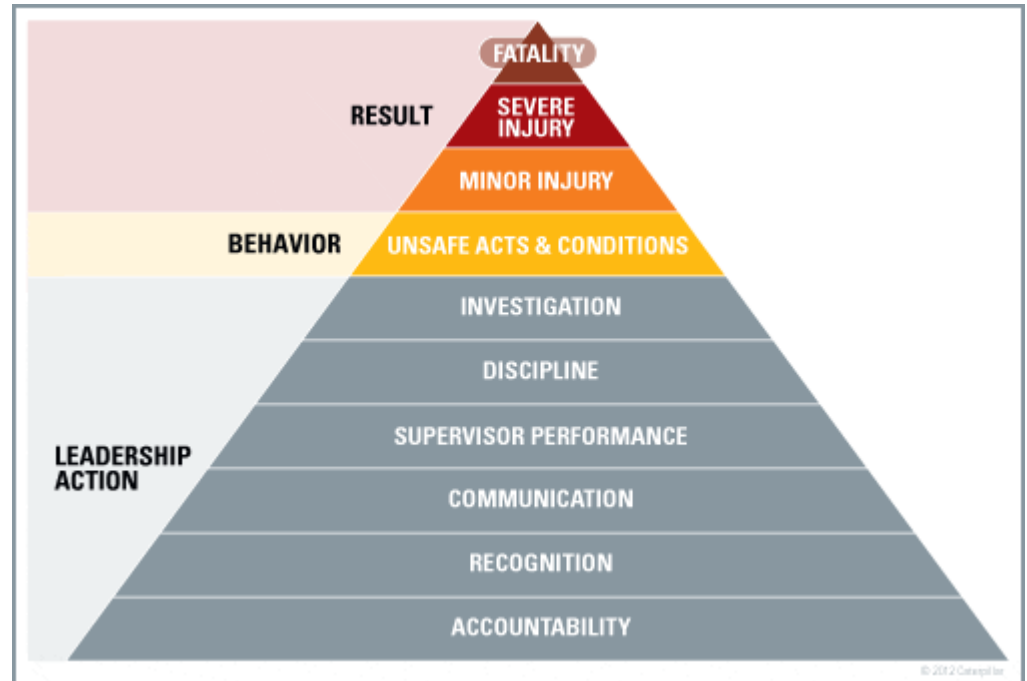
nts shown in the
re falls or other

“If you need an accident to prove you have a problem, then you are a part of the problem” – R.H. Wood

Just the Tip of the Iceberg




- **Near Miss - An undesired event that did not result in injury, illness, or damage - but had the potential to do so under slightly different circumstances**
- **Where can these be found?**
 - Anywhere failures can occur
 - People, Equipment, Materials, Environment (PEME)
- **What value is there in reporting near misses?**



Challenges

- **“It’s not my job”**
- **Everyone must take responsibility not just for what they do, but also for what goes on around them.**
- **Unclear about what a near miss is**
- **Some do not see value in the process**
- **Many fear that coming forward with a report will cause trouble and/or lead to punishment**
- **Lack of involvement to resolve the Near Miss**
- **Treated as a quota**
- **No/Slow feedback**





Challenges

- We often only see what we are looking for
- Hazards can exist but we are too familiar with the task to realize
- Risk assessment is very important in making sure all risks are known and controlled
- BUT they are a snapshot – things change
- To help keep you safe:
 - look around for hazards
 - think before you start (even routine tasks)
 - Ask questions in your mind before and during the task

Near Miss/Housekeeping Trends

- Skid of material on top row holding two layers of skids
 - If required a piece of plywood is used to ensure the material is level and secured
- Improper placement of skids:
 - Do not accelerate when putting skids away; slow down in time to avoid knocking the skid into the racking causing the skid to fall through the racking + the level below
 - Take the time to place skids safely in the racking (safety bars are not designed to support skids)
- Unsecured bagged material on 3rd and 4th level racking – shrink wrap
- Unsecured drum/pail material on 3rd and 4th level racking – rubber bands
- Improper placement of drums on a partial skid
- Trip hazards on mezzanine/platforms
- Shrink wrap hanging from skids in racking

Near Miss/Housekeeping Trends

- **Storage of chemicals on manufacturing platforms**
- **Ensure shared benches, working stand-up carts, tool carts are cleaned on a weekly basis – general housekeeping**
- **Absolutely no drink or food in production/warehouse areas – even if in sealed containers**
- **Ensure all containers are properly labelled; labels always visible and facing outwards in all directions on the skid**
- **PPE – regardless of the batch being manufactured:**
 - **Gloves & Long sleeves**
- **Ventilation – prior to starting your batch, ensure exhaust systems are turned on;**
 - **ensure the dampers of adjacent tanks that are not being used are closed or at least partially closed.**
- **Ensure you close open bagged materials with tape, rubber bands, plastic containers for storage in racking**

Defining Success


- Employee engagement
- Attitudes/behaviours
- KPI – reported incidents
- KPI – trends of incidents
- KPI – reduced incidents



A safety picture is worth a thousand words



A safety picture is worth a thousand words



A safety picture is worth a thousand words



A safety picture is worth a thousand words

